Taurian® MPS

# TERRATRAK

A Taurian Brand




## TRACK-MOUNTED HORIZONTAL SCREEN

# HYBRID

## 21 Years of Experience

Start to Success, Together

With over 21 years of expertise, Taurian™ has established itself as a leading Indian manufacturer of crushing and screening equipment for aggregates, mining, and mineral processing. The name Taurian™ stands for excellence and reliability globally.

Founded by industry experts, Taurian™ has evolved from a family business to India's only public limited company in its field. Focused on long-term value and quick ROI, Taurian™ has strategic partners with top U.S. and European firms to deliver superior products that meet global industry standards.

Whether you're an experienced veteran or new to the industry, Taurian™ offers extensive support to the global aggregate market through its leading brands, including Taurian MPS™, Terratrak™, Cyclowash™ and Stackmax™.

**Hopper / Feeder**

- Capacity: 8.2m³ (10.72 cu. yd.)
- Hydraulic folding hopper sides
- Wear resistant steel on hopper sides

**Feeder Conveyor**

- Width: 1300mm (51”)
- Twin, direct drive gearboxes
- Variable speed control

**Screenbox**

- 3 Deck horizontal screenbox
- Size: 6.1m x 1.93m (20’ x 6’3”)
- Triple shaft technology
- Adjustable stroke & stroke angle

**Tail Conveyor (Oversize)**

- Width: 1400mm (55”)
- Discharge height: 4m (13’1”)
- Variable speed control
- Angle adjustable

**Side Conveyor (Finesize)**

- Width: 900mm (36”)
- Discharge height: 4.3m (14’2”)
- Variable speed control




**Side Conveyor (Mid-finesize)**

- Width: 900mm (36”)
- Discharge height: 4.4m (14’5”)
- Variable speed control
- Hydraulic folding

**Power Unit**

- Cummins/Scania 125 kVA engine
- Screen motor power: 30 kW
- Fuel tank capacity: 597L

**Side Conveyor (Mid-oversize)**

- Width: 900mm (36”)
- Discharge height: 4.4m (14’5”)
- Hydraulic folding
- Variable speed control

**Track**

- Width: 500mm (19.7”)

## Output Potential

Up to 800tph (882 US tph)*

# When Every Component is
# Built to Last

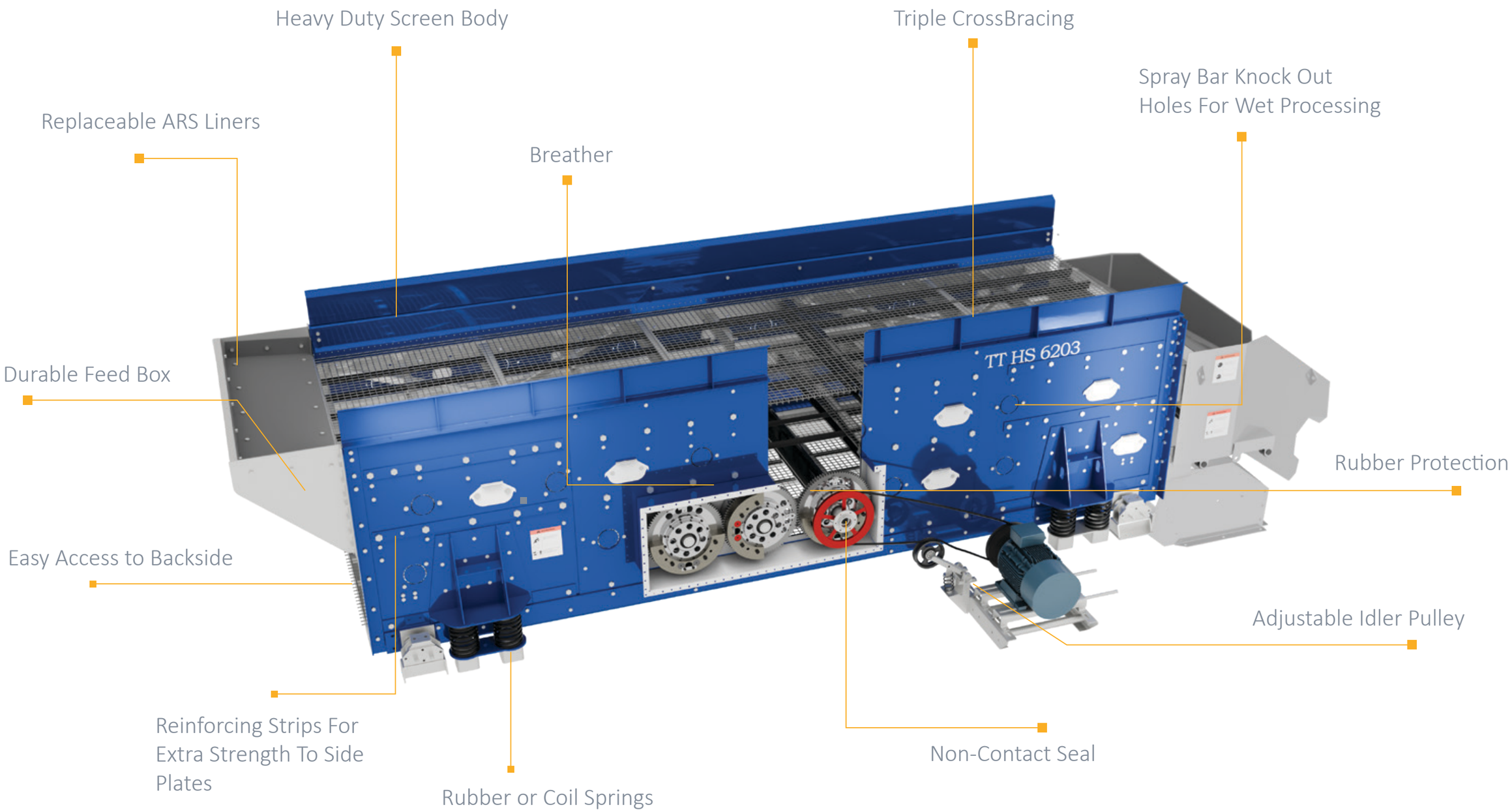

# The Powerful **Horizontal Screen**

Taurian horizontal screens deliver consistent material stratification and high screening efficiency. Ideal for mining, aggregates, and industrial minerals, these screens ensure low operational stress and extended equipment life. Their rugged construction, modular decks, and ease of maintenance make them a reliable solution for fine to medium separation. Perfect for static, wheeled, or track-mounted configurations in modern crushing circuits.

6.1m x 1.93m (20’ x 6’ 3”)
3 deck triple shaft horizontal screenbox
Oval stroke adjustable up to maximum of 19mm
Oval stroke angle adjustable from 30°- 60°

Breaker-box with wear resistant steel replaceable wearplate
High-torque screen motor mounted direct to screenbox, pulley driven marshmallow springs
Wear plates on pipe units




## Hopper

**Target area:** 5.23m (17’) long x 2.7m (8’ 10”) wide
**Hopper capacity:** 8.2m³ (10.72 cu. yd.)

**Feed in height:** 3.4m (11’ 2”) (rear door lowered)
**Feed in height:** 3.75m (12’ 3”) (rear door raised)

## Belt Feeder

1300mm (51”) 4 ply plain belt
Direct drive system with twin direct gearboxes
Variable speed control
Impact bars and ‘extra heavy’ duty rollers fitted beneath belt
4.36m (14’ 2”) drum centres
375mm (15”) drum diameter (drive)
320mm (13”) drum diameter (tail)

## Power unit & Hydraulics

Engine:
Tier 3 / Stage 3A- C7.1 LRC- 6 cylinder engine

Performance:
151 kW (202hp) @ 2200rpm

Tank Capacities:
Fuel: 597 L (158 US Gal)
Hydraulic Oil: 780 L (206 US Gal)

Pumps:
Flywheel: Cast iron 63/63/33/33cc/rev quad
PTO pump: Cast iron 29/29cc/rev tandem

Motors:
Belt feeder: 125cc/rev x 2
Under screen conveyor: 630cc/rev
Fines size conveyor: 500cc/rev
Upper mid size conveyor: 500cc/rev
Lower mid size conveyor: 500cc/rev
Oversize conveyor: 800cc/rev
Screen: 93cc/rev bent axis

Optional apron feeder: 400cc/rev

Optional Diesel Engine:
Tier 4f / Stage IV C7.1 6 cylinder engine
151 kW (202hp) @ 2200rpm

# Ready for
# Wet Screening Applications

TT HS 6203 is engineered with pre-designed side holes along the screen body, enabling seamless conversion from dry to wet screening without any structural modification. These purpose-built openings allow operators to quickly mount spray bars, misting lines, or full-coverage sprinkler systems, making the screen adaptable for washing, dust suppression, or improved fines removal.

The side holes are strategically positioned to ensure optimal water distribution across the width and length of the material bed. When equipped with spray bars, water penetrates the material layer more effectively, breaking down clay, dispersing sticky fines, and improving stratification. This enhances the overall screening efficiency, especially for challenging or moisture-sensitive feed materials.

By incorporating these holes into the structure from the outset, Taurian eliminates the need for aftermarket drilling, which can compromise structural strength and void warranties. Instead, customers benefit from:

- Plug-and-play wet screening capability
- Improved washing efficiency and cleaner final products
- Reduced airborne dust during operation
- Better material flow and reduced blinding on screen decks
- Lower maintenance demand due to proper water distribution

This thoughtful integration ensures that Taurian screens can shift effortlessly between dry and wet applications, giving operations unmatched flexibility and making them future-ready for process changes or evolving material conditions.

# Different Decks for
# Different Applications

Choosing the right screening media is just as critical to your operation as selecting the correct chamber for your crusher. And it goes far beyond simply picking screen panels—true productivity comes when your entire screening setup is optimized for your specific material, application, and performance goals.

Screening media is never a one-size-fits-all solution. At Taurian, we understand the real-world challenges you face in classification and separation. Our team works closely with you to analyze your requirements and recommend the most effective screening media to maximize efficiency, durability, and overall output.

WIRE MESH



TENSIONED RUBBER SCREENING MEDIA

TENSIONED RUBBER SCREENING MEDIA

TENSIONED PU SCREENING MEDIA



TENSIONED ANTI-BLINDING POLYURETHANE SCREENING MEDIA



FLAT SELF-SUPPORTING RUBBER SCREEN PANEL

## Wire cloth stretching system

The screen cloth is tensioned using a dedicated stretching assembly comprising tension sheets, clamps, and sheet bars. This configuration maintains uniform mesh tension, eliminates slack during vibration, and delivers consistent stratification and sizing throughout the screening cycle.



# Optimize Your **Material Flow**

The unique oval motion blends the advantages of both circular and linear stroke actions. Its initial lift phase delivers a near-vertical throw that helps loosen fines, while the horizontal component ensures smooth material conveyance across the deck. With screen openings aligned perpendicular to material flow, this motion provides optimum stratification and significantly increases the likelihood of material passing through the apertures.




Fine-tuning the stroke angle has a major impact on screening efficiency.
Higher stroke angles increase the number of opportunities for material to pass through screen openings and deliver greater impact to break loose trapped fines. Lower stroke angles are ideal for high-capacity or heavy-duty scalping applications, where faster material travel is required.

- Stroke angle can be adjusted by removing the locking key bolt from the center gear, rotating the center impulse wheel to the required angle, and then re-securing the impulse weights in the new position.
- Amplitude is adjusted by adding or removing plug-type counterweights on the impulse wheels.
- Operating speed can be increased from 675 to 875 rpm using the adjustable-speed motor sheave.



- Accurately machined eccentric weights deliver optimal balance and exceptionally smooth screening performance.
- A high-efficiency, non-contact rotary oil seal housed within a protected wheel case cover delivers superior sealing performance and longer operating life.
- The eccentric spindle features a slip-fit pilot and a wide bearing-removal groove, ensuring high clamping strength while allowing fast and easy bearing replacement.

Stroke length is controlled by the imbalance of six weight discs relative to the weight of the screen basket plus any material in it. Alteration of shaft speed will not alter stroke length. Stroke length can only be changed by altering the degree of imbalance.

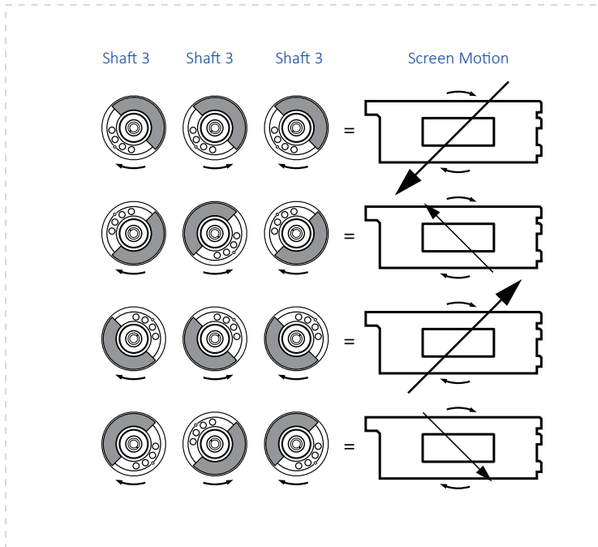


Position A—Starting position in cycle*
- All 6 weight discs in phase
- Weights on all shafts add together

*During operating cycle. The weights are not in this upward position before start-up.

Position B—Shafts turned 90º
- No. 2 out of phase with Nos. 1 and 3
- Weights on shaft No. 2 subtract from total of Nos. 1 and 3

Position C—Shafts turned 180º
- All 6 discs in phase again
- Weights on all shafts add together

Position D—Shafts turned 270º
- No. 2 out of phase with Nos. 1 and 3
- Weights on shaft No. 2 subtract from total Nos. 1 and 3



**Scalping**
Angle: 35°–45°
Stroke: Full (.718")
Speed: Slow
Ideal for removing oversize material and preparing feed for downstream processes.

**Medium Size Material**
Angle: 40°–60°
Stroke: Medium (.680")
Speed: Medium
Optimized for balanced accuracy and throughput.

**Medium Size Material (High Efficiency Bottom Deck)**
Angle: 45°–55°
Stroke: Medium (.663")
Speed: Medium
Provides enhanced efficiency on lower decks where heavier loads accumulate

**Fine Screening**
Angle: 45°–60°
Stroke: Short (.646")
Speed: Fast
Perfect for precision screening and producing consistent fine material.

***Stroke values vary depending on screen size.*

# TT HS 6203 Conveyors

## Seamless Transfer. Steady Flow. Zero Compromise.



### Oversize - Tail Conveyor

1400mm (55”) 4 ply plain belt
10°- 25° angle adjustment
4.0m (13’ 1”) stockpile height (measured to drum crown)
95m³ (124 cu. yd.) stockpile capacity

Direct drive system
Variable speed control
Impact bars
Conveyor slide out system to aid screen mesh changing

5.15m (16’ 10”) drum centres
280mm (11” ) drum diameter (drive)
203mm (8”) drum diameter (tail)

### Mid-finesize & Mid-oversize Side Conveyors

900mm (36”) 3 ply plain belt
14°- 25° angle adjustment
4.4m (14’ 5”) stockpile height (measured to drum crown)
126m³ (166 cu. yd.) stockpile capacity

Hydraulically folding
Impact bars under feedboot
Direct drive system
Variable speed control

8.92m (29’ 3”) drum centres
280mm (11” ) drum diameter (drive)
203mm (8”) drum diameter (tail)

### Finesize - Side Conveyor

900mm (36”) 3 ply plain belt
14°- 25° angle adjustment
4.3m (14’ 2’’) stockpile height (measured to drum crown)
119m³ (156 cu. yd.) stockpile capacity

Hydraulically folding
Impact bars under feed boot
Direct drive system
Variable speed control

9.5m (31’ 2”) drum centres
280mm (11” ) drum diameter (drive)
203mm (8”) drum diameter (tail)

### Underscreen Conveyor

1500mm (59”) 3 ply plain belt
Direct drive system
Variable speed control

6.25m (20’ 6”) drum centres
280mm (11”) drum diameter (drive)
270mm (10”) drum diameter (tail)



# COMPACT & VERSATILE

## Easy Transport & Fast Deployment

### Working Dimensions

### Transport Dimensions




### Technical Specifications

| Model | TT HS 6203 |
|---|---|
| Working *(L × W × H)* | 18700 x 16270 x 4800 |
| Transport *(L × W × H)* | 19540 x 3240 x 3600 |
| Weight | 46800 kgs |
| Hopper capacity | 8.2 m³ |
| Screen size | 6100 x 1930 mm |
| Speed | 730-870 rpm |
| Motor | 30 kW |
| Engine | 125 kVA |
| Horizontal screen | HMS 6203 |

**3.6m (11’ 10’’)**
Transport height approx. (default value)

**3.24m (10’ 8”)**
Transport width approx.

**46,800 kg**
Transport weight of basic (plant approx.)

**19.54m (64’ 1”)**
Transport length approx.

Taurian MPS reserves the right to make changes in specifications and other information contained in this publication without prior notice and the reader/customer should in all cases consult Taurian MPS to determine whether any such changes have been made. This publication may/may not be reproduced and is intended for the exclusive use of Taurian MPS customer. Please note all technical specifications are indicative and may vary based on material, design modifications, or location-specific requirements.

No statement contained in this publication, including statements regarding capacity, suitability, or performance of products, shall be considered a warranty by Taurian MPS for any purpose or give rise to any liability of Taurian MPS.

Taurian MPS©2026. All rights reserved.

When only the best will do,

# choose Taurian MPS.


**TAURIAN MPS**
**HEADQUARTER**

201-C, POONAM CHAMBERS A WING,
DR.ANNIE BESANT ROAD, WORLI,
MUMBAI 400 018
MAHARASHTRA

CONTACT : +91 22 4967 0682

**TAURIAN MPS**
**FACTORY**

KHASRA NO. 260/267,
LAKESHWARI BHAGWANPUR,
HARIDWAR 247661
UTTARAKHAND, INDIA

CONTACT : +91 86790 22057


Taurian® MPS